

# SPECIFICATION

**Dehler**  **46**



## TECHNICAL DATA

<b>LOA</b>	14.76 m / 48' 5"
<b>HULL LENGTH</b>	13.95 m / 45' 9"
<b>LWL</b>	12.90 m / 42' 4"
<b>BEAM</b>	4.35 m / 14' 3"

<b>DRAUGHT</b>	
standard	2.25 m / 7' 5"
competition	2.58 m / 8' 6"
L-keel deep	2.48 m / 8' 2"
shallow keel	1.87 m / 6' 2"

<b>BALLAST</b>	
standard	3.50 t / 7,716 lbs
competition	3.15 t / 6,944 lbs
L-keel deep	3.35 t / 7,385 lbs
shallow keel	3.85 t / 8,488 lbs

<b>DISPLACEMENT</b>	
standard	11.50 t / 25,353 lbs
competition	11.20 t / 24,691 lbs
L-keel deep	11.40 t / 25,132 lbs
shallow keel	11.90 t / 26,235 lbs

<b>ENGINE APPROX.</b>	Diesel 51 PS / hp
-----------------------	-------------------

<b>FRESH WATER</b>	approx. 450 l/118.88 gal
--------------------	--------------------------

<b>FUEL TANK</b>	approx. 210 l/55.48 gal
------------------	-------------------------

<b>MAST ABOVE WL</b>	
standard	21.20 m / 69' 7"
competition	22.20 m / 72' 8"

<b>TOTAL SAIL AREA</b>	
standard	114.10 m <sup>2</sup> / 1,228 sq ft
competition	121.00 m <sup>2</sup> / 1,302 sq ft

<b>MAIN SAIL</b>	
standard	64.40 m <sup>2</sup> / 693 sq ft
competition	70.00 m <sup>2</sup> / 754 sq ft

<b>FURLING JIB 106%</b>	
standard	49.70 m <sup>2</sup> / 544 sq ft
competition	51.00 m <sup>2</sup> / 549 sq ft

<b>SPINNAKER</b>	
competition	185.70 m <sup>2</sup> / 1,998 sq ft

<b>GENNAKER</b>	
standard	160.00 m <sup>2</sup> / 1,722 sq ft
competition	180.00 m <sup>2</sup> / 1,938 sq ft

<b>FREERIDE</b>	
standard	84.40 m <sup>2</sup> / 908 sq ft
competition	98.00 m <sup>2</sup> / 1,055 sq ft

<b>RIG</b>	
standard	I 18.10 m / 59' 5" J 5.29 m / 17' 4" P 17.60 m / 57' 9" E 6.25 m / 20' 6"
competition	I 18.90 m / 62' 0" J 5.29 m / 17' 4" P 18.70 m / 61' 4" E 6.55 m / 21' 6"

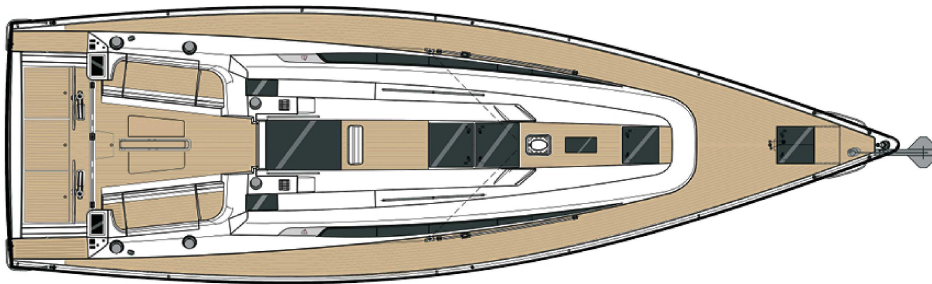
<b>CE CERTIFICATE</b>	A- 12 / A - 10 (XB1001)
-----------------------	-------------------------

<b>DESIGN</b>	judel/vrolijk & co.
---------------	---------------------

<b>INTERIOR</b>	Dehler
-----------------	--------

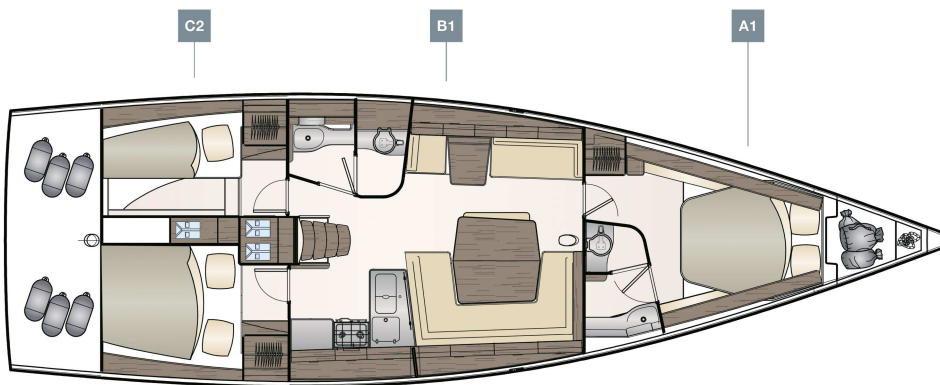
All measurements/figures are approximate. Errors and omissions excepted. Specification and material can be changed without notice. Valid from 2020.01.01.

DECK LAYOUT

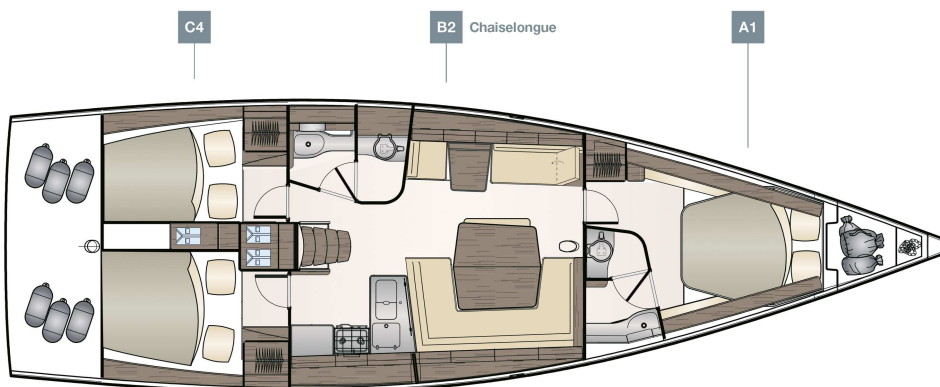


INTERIOR LAYOUT

STANDARD



OPTION



## HULL

- 6 hull windows (3 each side)
- GRP hull, isophthalic gelcoat, colour: Signal White (RAL 9003), 1st layer vinylester resin with PVC foam core built in vacuum infusion
- Waterline and cove line, isophthalic gelcoat, colour: Dark Blue (RAL 5004)

## KEEL

- L-keel, cast iron, draft: 2.25 m
- GRP rudder with sea-water resistant aluminium shaft and selfaligning bearings

## LAYOUT & INTERIOR

- A1: Master cabin with island double berth, storage space and a head with separate shower stall
- B1: Saloon with L-galley, dining area on stb and sofa with sliding chart table on port - separate head with shower stall on port
- C2: 2 aft cabins, single berth with locker and storage on port and double berth with locker and storage on stb
- 3-burner gas stove, waste bin, 12 V fridge approx. 130 l, double stainless steel sink with mixing tab
- Interior furniture in high quality marine plywood, satin varnish
- Dehler companionway closing system
- Saloon table, folding with stowage
- Worktop in galley, White
- Indirect lights in saloon
- SLS - Scenario light system - touch screen controller and dimmer in saloon and master cabin

## WOOD (FURNITURE, FLOORBOARD)

- Furniture - Mahogany
- Floorboard - Australian Acacia

## UPHOLSTERY

- Mattresses for all berths
- Upholstery - Baltic, colour: creme
- Upholstery Piping (colour selection)

## DECK & OUTSIDE EQUIPMENT

- GRP deck with antislip surface, isophthalic gelcoat, colour: Signal White (RAL 9003), 1st layer vinyl ester resin with balsa sandwich core. Cockpit locker on port, stern lockers on port and stb, anchor locker at bow.
- Cockpit bottom, gelcoat colour: Signal White (RAL 9003)
- Teak on coach roof
- Teak on cockpit benches
- Twin wheel steering system with emergency tiller
- 2 stainless steel steering wheels with leather cover
- Pulpit and pushpit, stainless steel
- Railing, incl. stanchions and stainless steel wire
- Halyards and control lines with organizers and jammers on coach roof, 4 retractable mooring cleats, handrails on coach roof
- 2 LEWMAR 50 Race manual halyard winches
- 2 LEWMAR 50 Race manual secondary winches
- 2 LEWMAR 50 Race manual mainsheet winches

- Swimming ladder
- Life raft storage
- Rub rail, aluminium
- Anchor windlass, electrical with automatic fuse
- Bow fitting with anchor roller
- Genoa tracks, incl. cars, adjustable from cockpit
- German mainsheet system with adjustable traveller
- 6 deck hatches - openable, anchor locker hatch
- 6 deck coach roof windows - openable, portlights in cockpit sides for aft cabins

## RIG & SAILS

- Rig, anodized aluminium, keel stepped incl.: dyform rigging, running rigging, kicker, manual jib furler below deck, "Dehler Quick Reefing System", hydraulic backstay tensioner
- ELVSTRÖM FCL performance sails - full battened, triradial, main and jib
- Dyneema halyards for main and jib

## NAVIGATION & INSTRUMENTS

- 2 illuminated compasses at steering pedestal
- Navigation lights - LED

## PROPULSION

- Fuel tank, approx. 210 l
- Engine (Diesel, approx. 51 hp) - saildrive, 3 blade folding propeller

## EQUIPMENT

- 12 V and 230 V electric system with main panel, 12 V and 230 V socket and 230 V shore power.
- AGM battery set - capacity: Starter battery: 1 x 90 Ah, service battery: 1 x 160 Ah
- Country Version: EU / AUS
- Battery charger 35 A
- Manual toilet with sea water flush (B layout)
- Manual toilet with sea water flush (A layout)
- Shower unit in cockpit, warm-/coldwater
- LPG gas system, stowage for 1 bottle
- Manual and electric bilge pump
- Blackwater system (appr. 85 l) with deck extraction and seacock for aft head, appr. 35 l in fwd head
- Freshwater system with electric pump and 20 l hotwater, heated also by main engine
- Fresh water tank, appr. 450 l

## SHIPPING & TRANSPORT

- CE - Certificate cat. A - 12 / A - 10 (XB1001)
- Owners manual
- EC - Type Examination Certificate