

# SPECIFICATION

**Dehler**  **46**



## TECHNICAL DATA

**LOA** 14.76 m / 48' 5"

**HULL LENGTH** 13.95 m / 45' 9"

**LWL** 12.90 m / 42' 4"

**BEAM** 4.35 m / 14' 3"

**DRAUGHT**  
standard 2.25 m / 7' 5"  
competition 2.58 m / 8' 6"  
L-keel deep 2.48 m / 8' 2"  
shallow keel 1.85 m / 6' 1"

**BALLAST**  
standard 3.50 t / 7,716 lbs  
competition 3.15 t / 6,944 lbs  
L-keel deep 3.35 t / 7,385 lbs  
shallow keel 3.85 t / 8,488 lbs

**DISPLACEMENT**  
standard 11.50 t / 25,353 lbs  
competition 11.20 t / 24,691 lbs  
L-keel deep 11.40 t / 25,132 lbs  
shallow keel 11.90 t / 26,235 lbs

**ENGINE APPROX.** Diesel 51 PS / hp

**FRESH WATER** approx. 450 l/118.88 gal

**FUEL TANK** approx. 210 l/55.48 gal

**MAST ABOVE WL**  
standard 21.20 m / 69' 7"  
competition 22.20 m / 72' 8"

**TOTAL SAIL AREA**  
standard 114.80 m<sup>2</sup> / 1,236 sq ft  
competition 127.90 m<sup>2</sup> / 1,377 sq ft

**MAIN SAIL**  
standard 65.10 m<sup>2</sup> / 701 sq ft  
competition 73.40 m<sup>2</sup> / 790 sq ft

**FURLING JIB 105%**  
standard 49.70 m<sup>2</sup> / 535 sq ft  
competition 54.50 m<sup>2</sup> / 587 sq ft

**SPINNAKER**  
competition 185.70 m<sup>2</sup> / 1,999 sq ft

**GENNAKER** 179.40 m<sup>2</sup> / 1,931 sq ft

**FREERIDE**  
standard 108.25 m<sup>2</sup> / 1,165 sq ft  
competition 113.70 m<sup>2</sup> / 1,224 sq ft

**RIG**  
standard  
I 18.10 m / 59' 5"  
J 5.29 m / 17' 4"  
P 17.60 m / 57' 9"  
E 6.25 m / 20' 6"

competition  
I 18.90 m / 62' 0"  
J 5.29 m / 17' 4"  
P 18.70 m / 61' 4"  
E 6.55 m / 21' 6"

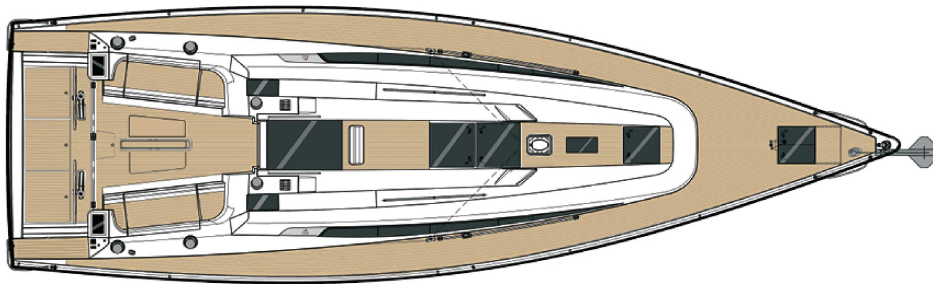
**CE CERTIFICATE** A- 12 / A - 10 (XB1001)

**DESIGN** judel/vrolijk & co.

**INTERIOR** Dehler

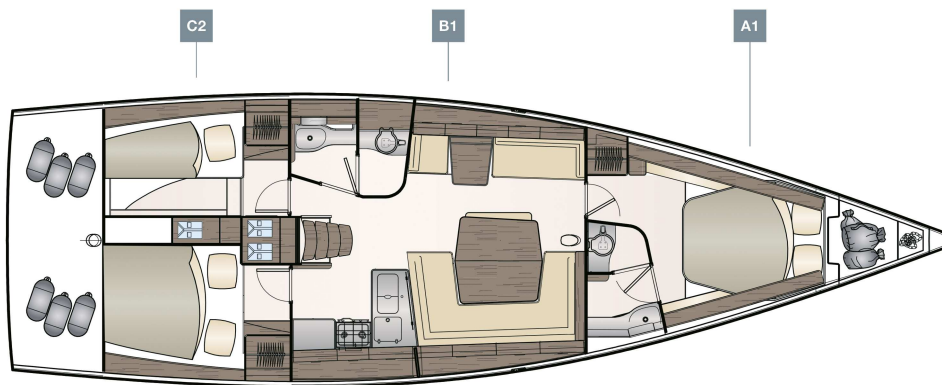
All measurements/figures are approximate. Errors and omissions excepted. Specification and material can be changed without notice. Valid from 2021.07.01.

DECK LAYOUT

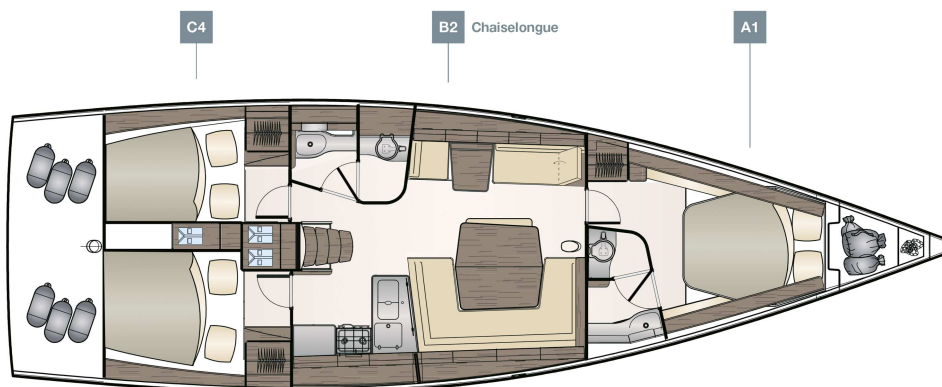


INTERIOR LAYOUT

STANDARD



OPTION



## HULL

- 6 hull windows (3 each side)
- GRP hull, isophthalic gelcoat, colour: Signal White (RAL 9003), 1st layer vinylester resin with PVC foam core built in vacuum infusion
- Waterline and cove line, isophthalic gelcoat, colour: Dark Blue (RAL 5004)

## KEEL

- L-keel, cast iron, draft: 2.25 m
- GRP rudder with sea-water resistant aluminium shaft and selfaligning bearings

## LAYOUT & INTERIOR

- A1: Master cabin with island double berth, storage space and a head with separate shower stall
- B1: Saloon with L-galley, dining area on stb and sofa with sliding chart table on port - separate head with shower stall on port
- C2: 2 aft cabins, single berth with locker and storage on port and double berth with locker and storage on stb
- 3-burner gas stove, waste bin, 12 V fridge approx. 130 l, double stainless steel sink with mixing tab
- Interior furniture in high quality marine plywood, satin varnish
- Dehler companionway closing system
- Saloon table, folding with stowage
- Worktop in galley, White
- Indirect lights in saloon
- SLS - Scenario light system - touch screen controller and dimmer in saloon and master cabin

## WOOD (FURNITURE, FLOORBOARD)

- Furniture - Mahogany
- Floorboard - Australian Acacia

## UPHOLSTERY

- Mattresses for all berths
- Upholstery - Baltic, colour: creme
- Upholstery - Piping (colour selection)

## DECK & OUTSIDE EQUIPMENT

- GRP deck with antislip surface, isophthalic gelcoat, colour: Signal White (RAL 9003), 1st layer vinyl ester resin with balsa sandwich core. Cockpit locker on port, stern lockers on port and stb, anchor locker at bow.
- Cockpit bottom, gelcoat colour: Signal White (RAL 9003)
- Teak on coach roof
- Teak on cockpit benches
- Twin wheel steering system with emergency tiller
- 2 stainless steel steering wheels with leather cover
- Pulpit and pushpit, stainless steel
- Railing, incl. stanchions and stainless steel wire
- Halyards and control lines with organizers and jammers on coach roof, 4 retractable mooring cleats, handrails on coach roof
- 2 LEWMAR 50 Race manual halyard winches
- 2 LEWMAR 50 Race manual secondary winches
- 2 LEWMAR 50 Race manual mainsheet winches

- Swimming ladder
- Life raft storage
- Rub rail, aluminium
- Anchor windlass, electrical with automatic fuse
- Bow fitting with anchor roller
- Genoa tracks, incl. cars, adjustable from cockpit
- German mainsheet system with adjustable traveller
- 6 deck hatches - openable, anchor locker hatch
- 6 deck coach roof windows - openable, portlights in cockpit sides for aft cabins

## RIG & SAILS

- Rig, anodized aluminium, keel stepped incl.: dyform rigging, running rigging, kicker, manual jib furler below deck, "Dehler Quick Reefing System", hydraulic backstay tensioner
- QUANTUM AC5 performance sails - full battened, triradial, main and jib
- Dyneema halyards for main and jib

## NAVIGATION & INSTRUMENTS

- 2 illuminated compasses at steering pedestal
- Navigation lights - LED

## PROPULSION

- Fuel tank, approx. 210 l
- Engine (Diesel, approx. 51 hp) - saildrive, 3 blade folding propeller

## EQUIPMENT

- 12 V and 230 V electric system with main panel, 12 V and 230 V socket and 230 V shore power
- AGM battery set - capacity: Starter battery: 1 x 90 Ah, service battery: 1 x 160 Ah
- Country Version: EU / AUS
- Battery charger 35 A
- Manual toilet with sea water flush - cabin layout B
- Manual toilet with sea water flush - cabin layout A
- Shower unit in cockpit, warm-/coldwater
- LPG gas system, stowage for 1 bottle
- Manual and electric bilge pump
- Black water system (appr. 85 l) with deck extraction and seacock for aft head, appr. 35 l in fwd head
- Fresh water system with electric pump and 20 l hotwater, heated also by main engine
- Fresh water tank, appr. 450 l

## SHIPPING & TRANSPORT

- CE - Certificate cat. A - 12 / A - 10 (XB1001)
- Owners manual
- EC - Type Examination Certificate